

Victory Day (a worksheet)

Activity 1

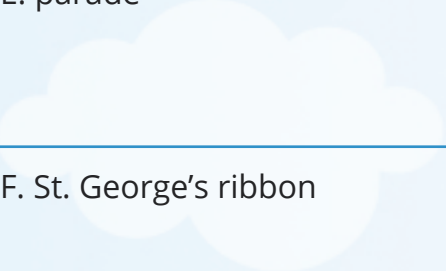

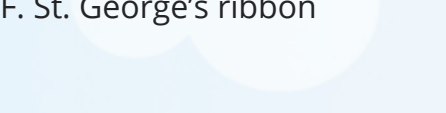






Put the letters in the correct order to make the name of a holiday.



Activity 2

Match the words with the pictures.

A. war		1. 
B. tank		2. 
C. eternal flame		3. 
D. soldier		4. 

<p>E. parade</p> 		<p>5. </p>
<p>F. St. George's ribbon</p> 		<p>6. </p>
<p>G. red carnations</p>		<p>7. </p>
<p>H. fireworks</p> 		<p>8. </p>
<p>I. Red Star medal</p> 		<p>9. </p>

Activity 3

Look at the picture. Cross out the words that you cannot see in the picture.

A cap, a war veteran, children, soldier clothes, flowers, teenagers, St. George's ribbon, tank, eternal flame, parade, red carnations, fireworks, Red Star medal





Activity 4

a) Read the dialogue with your pairs, complete the text with the right words.

Tom: Hi, Bob. How are you?


Bob: Hi, Tom. I am fine, thank you, and you?

Tom: Me, too. Are you going to Red Square to see the  ?


Bob: Red Square?  ?



Tom: Today is the 9th of May. There is a  in Red Square every year.

Bob: And what day is the 9th of May?

Tom: It's Victory Day. On the 9th of May in 1945 the Great Patriotic  ended and people celebrated their victory.

Bob: Oh, it is very interesting. I didn't know about it. And what do people usually do on this day?

Tom: People usually go to Red Square to see the Parade. They wear  and Red stars.

People also take red  and put them at the .

Veterans wear  and watch .

Bob: Thank you Tom. I will ask my father to take me to Red Square today. I want to see the

. Goodbye, Tom.

Tom: Goodbye, Bob.

b) Role - play a dialogue with your pairs about the Victory Day and the parade.

Words to use: soldier, parade, tank, president, eternal flame, flowers, sing, dance, red carnations, St. George's ribbon, fireworks, Red star medal



Activity 5

Draw a picture of the Victory Day following your teacher's instructions. Watch the [video](#) (00:00-02:40) and compare your picture. Then label it with the following words: flag, sun, tree, flowers, birds, boy, girl, trousers, dress, T-shirt, ribbon.

