

"Can" and action verbs



Task 1 - Warm-up

Watch the [video](#) (till 01:05)
and do the actions.




Task 2

Watch the [video \(till 01:05\)](#) and tick the actions mentioned in it.



f



g



h



i



j



k



l



m




Task 3

Watch the [video \(till 01:05\)](#) again and match the pictures with the words.

- a) Sing
- b) Dance
- c) Fly
- d) Swim
- e) Play the guitar

- f) Walk
- g) Run
- h) Jump
- i) Ski
- l) Rollerblade



Task 4

Watch the [video](#). Which pumpkin can eat a tree?



Task 5

Watch the [video](#) again and choose the correct answer.

1) First pumpkin can...

- a. run
- b. swim

3) Third pumpkin can't...

- a. fight a monkey
- b. hit

5) Fifth pumpkin can...

- a. sing
- b. drink

2) Second pumpkin can...

- a. fly
- b. climb

4) Fourth pumpkin can't...

- a. swim
- b. walk



Task 6

Use the chart to ask your classmates what they can do. In the end check who can do more things.

E.g. Student A: Can you dance?


Student B: Yes, I can

Students	sing	dance	play the guitar	run	ski	rollerblade	swim
A							
B							
C							
D							

Task 7

Work in groups. Set a time limit (3-5 min). Flip the coin. **Heads - Group 1, Tails - Group 2.** Group 1 chooses one of the cards and mimes the action. If Group 2 guesses the verb, they get one point and continue playing. If not, they take turns to choose a card and mime the action. Now Group 1 should guess the verb. Students keep playing till the time is over, or all the cards are used.

Cards:





Keys

Task 2

a, d, e, f, g, i,
j, k, l, m

Task 3

A - 10	F - 5
B - 3	G - 1
C - 6	H - 9
D - 2	I - 4
E - 8	J - 7

Task 4

The last pumpkin (5th).

Task 5

1 - a
2 - b
3 - a
4 - a
5 - b

