

Seasons (teacher's notes)

1. Lead-in (Activity 1) 3 min

Aim: To engage students in the context of the lesson.

Procedure: Ask your students to watch the video and answer the question: What is your favourite season?

2. Reading, revising the vocabulary (Activity 2) 3 min

Aim: To develop reading skills, vocabulary revision.

Procedure: Ask your students to read and complete the poem.

Key:

In spring the trees are green,
In autumn they are red and golden,
In summer the sun is bright,
In winter the snow is white.
But I can play and I can sing
In summer and winter,
In autumn and spring.

To have more practice, get your students to say what season comes after spring, summer, autumn and winter.

Keys:

After spring comes summer.

After summer comes autumn (fall).

After autumn comes winter.

After winter comes spring.

3. Watching a video (Activity 3) 5 min

Aim: To improve listening skills and practise vocabulary connected with seasons and weather.

Procedure: Play the [video](#) (till 3:50) and ask your kids to tick the things mentioned in it.

Key:


- | | |
|---------|----------|
| ›Beach | ›Leaves |
| ›Hot | ›Harvest |
| ›Warm | ›Snowman |
| ›Picnic | ›Cold |
| ›Flower | |

4. Watching a video, vocabulary work (Activity 4) 7 min


Aim: To improve listening for details and have controlled vocabulary practice.

Procedure: Play the [video](#) (till 3:50) again and ask your kids to draw lines to the corresponding seasons.

Key:




snow, snowman, cold



warm, picnic, flower



vacation, hot, beach



cool, harvest, leaves

5. Vocabulary work (Activity 6) 4 min

Aim: To revise the vocabulary on the topic "Weather".

Procedure: Ask your kids to match the words with the pictures.

Keys:

- A) 3
- B) 6
- C) 7
- D) 2
- E) 8
- F) 1
- G) 4
- H) 5

6. Reading a text (Activity 6) 5 min

Aim: To improve reading for details.

Procedure: Ask your kids to read the text. Then get them to answer the questions.

Praise kids for correct answers.

7. Playing a game (Activity 8) 5 min

Aim: To provide free vocabulary practice and improve speaking.

Procedure: Divide your students into two groups and ask them to play the miming game. One group mimes a word and the other group has to guess a season or a weather word. Then they switch the roles.

Words to use:

Winter, spring, summer, autumn, hot, cold, rainy, snowy, windy, sunny, cloudy, warm, foggy.

8. Speaking (Activity 9) 6 min

Aim: To improve speaking skills using the target vocabulary.

Procedure: Say your students to ask 3 classmates the given questions and fill in the table in their copybooks.

Then let them tell the class about the results using the given sample.

9. Sum up (3 min)

Aim: Summarise the lesson.

Procedure: Ask your students to say 3 new words and make sentences with them.