

Trees and flowers
(Worksheet for kids)

Task 1: Warm-up

Look at the picture and write down your associations.
Unscramble the phrase to find out today's topic.

RETES -

NDA -

WERFLOS -



Task 2: New Vocabulary

Look at the pictures and repeat after your teacher.



Rose




sunflower



tulip



daisy



lily



Oak tree



fir tree



maple tree



palm tree

Task 3: Vocabulary work


Complete the words.



r _ _ _



_ _ _ sy



_ _ _ y



s _ _ _ l _ w _ _



t _ _ _ p



__ r



o __




__ p _ e



p _ _ _

Task 4: Watching for gist

Watch the video and tick the flowers that you see in it. Name the flowers.



Task 5: Watching for details

Watch the [video again \(from 01:18\)](#) and match the colours with the flowers in the video.

- | | |
|--------------|--------------------------|
| a) Rose | 1) white |
| b) Sunflower | 2) yellow, purple, white |
| c) Daisy | 3) pink |
| d) Tulip | 4) yellow |



Task 6: Speaking

Work in pairs. Ask and answer the questions like in the example.

Student A: What is your favourite flower?

Student B: My favourite flower is a rose.

Student A: What colour is it?

Student B: It is red, pink and white. And what is your favourite tree?

Student A: It is fir tree.



Task 7: Drawing

**Draw your favourite flower and tree.
Then describe your picture.**

For example:

This is a beautiful red rose. This is a big green oak tree.

