


## Pets (a worksheet)

### Activity 1

*Repeat the pets after the teacher.*



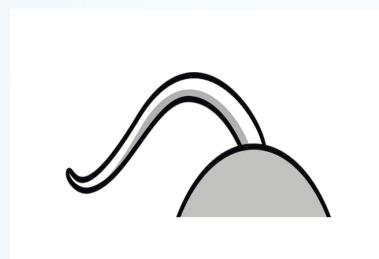







### Activity 2

*Mime the animals.*








### Activity 3

Match the parts of the animals.



## Activity 4

Watch the cartoon.






## Activity 5

Who is it?



## Activity 6

Who says...?




# Activity 7

Count the animals in the pet shop.

















## Activity 8

What does the ....say?



## Activity 9

Draw your pet.

A large, empty rectangular box with a thin blue border, intended for a student to draw their pet. The box is positioned below the 'Activity 9' instructions and occupies a significant portion of the lower half of the page.