


St Valentine's for kids


skyteach

Task 1


Unscramble the secret message. What is the phrase?




A




B




C




D




E




F




G




H




I




J




K




L




M




N




O




P




Q




R




S




T




U




V




W




X










Y



Z







Task 2

Find a couple for these cartoon characters:



Rapunzel



Minnie Mouse



Buzz Lightyear



Cinderella



Bob Parr



Eve



Prince Charming



Helen Parr



Jessie



Beauty



Johnny



The Beast



Mavis



Mickey Mouse



Wall-E




Flynn Rider

Make sentences:

Mickey Mouse loves Minnie Mouse.

Task 3

Watch the video and order the names of the cartoons and movies:



Task 4


Find the words and match them to the pictures. Some words are not necessary.

VALENTINE	CARDS	ROSE	CUPID	HEART	HONEY	FRIEND	LOVE	FLOWER
R	O	S	E	R	O	H	L	
L	V	E	N	D	O	O	O	
C	A	R	F	K	X	N	V	
F	L	O	W	E	R	E	E	
T	E	E	Q	P	A	Y	I	
M	N	H	E	A	R	T	B	
A	T	V	S	H	L	B	U	
N	I	G	W	V	Y	J	N	
F	N	F	R	I	E	N	D	
O	E	O	C	U	H	X	S	
M	N	L	C	A	R	D	S	
C	U	P	I	D	V	W	Q	

1




2



3



4

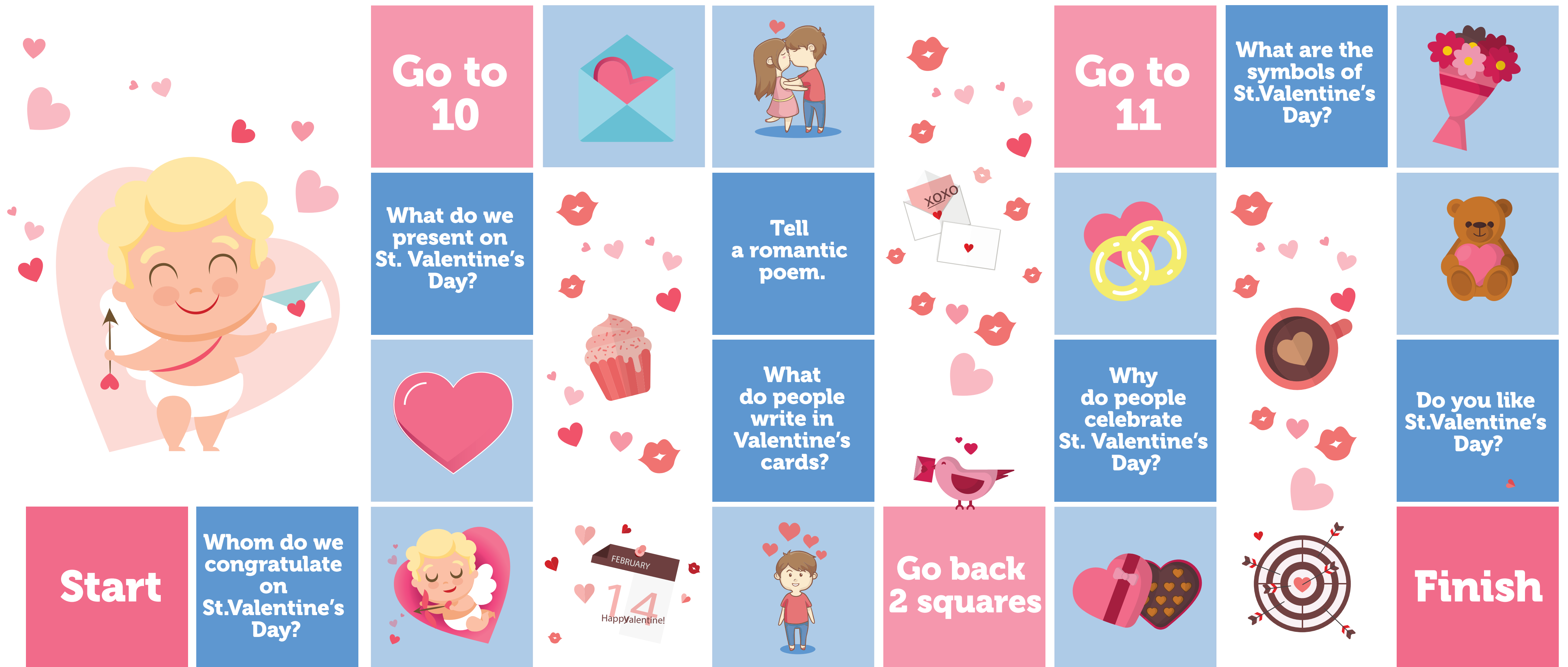


5



Task 5

Roll the dice and move your counters. Answer the questions and name the pictures.



Task 6

Let's make a special present.

• • • • • Activity

Valentine's Day

You Need

For the Heart Toast

- Heart-shaped cookie cutter
- Whole-wheat bread
- Ricotta cheese
- Jam or sliced ham

For the Red Berry Smoothie

- ½ cup vanilla Greek yogurt
- 1 cup frozen raspberries
- 1 cup strawberries
- 1 cup milk
- 1 banana

Before You Begin

Adult: If you don't have a cookie cutter, use a knife to cut the bread into hearts.

To Make the Toast



1. Use a cookie cutter to cut heart-shaped pieces of bread. Toast the hearts.
2. Spread a thin layer of ricotta cheese on the bread. Top with jam or a slice of heart-shaped ham.

Breakfast

Have fun making special treats for your whole family!

By Bridget Anderson • Art by Mar Ferrero

To Make the Smoothie



1. Measure the yogurt, raspberries, strawberries, and milk and put them into a blender. Slice and add the banana.
2. Pour the smoothie into two glasses.

Adult: Blend the ingredients until smooth.



32 Photos by Gray-Cox Associates, Inc.

February 2017 Highlights High Five 33

Keys:

Task 1

I love you

Task 2

Rapunzel - Flynn Rider
Walle E - Eve
Bob Parr - Helen Parr
Johnny - Mavis
Cinderella - Prince Charming
Beauty - The Beast
Mickey Mouse - Minnie Mouse
Buzz Lightyear - Jessie

Task 3

- 1. - Mermaid
- 2. - Shrek
- 3. - Ice Age
- 4. - Up
- 5. - Frozen
- 6. - Gravity Falls

Task 4

Grid of letters with highlighted words:

R	O	S	E	R	O	H	L
L	V	E	N	D	O	O	V
C	A	R	F	K	X	N	V
F	L	O	W	E	R	E	E
T	E	E	Q	P	A	Y	I
M	N	H	E	A	R	T	B
A	T	V	S	H	L	B	U
N	I	G	W	V	Y	J	N
F	N	F	R	I	E	N	D
O	E	O	C	U	H	X	S
M	N	L	C	A	R	D	S
C	U	P	I	D	V	W	Q