

# Planning New Year

Beginner level

Попробуйте себя в онлайн-преподавании вместе со Skyeng — оставьте [заявку на нашем сайте](#), это займет около минуты.

Ваш путь к преподаванию начнется сразу же и займет около 14 дней. Мы будем сопровождать и поддерживать вас на каждом этапе.



# Task 1. Warm-up

Look at the picture.

Look at the picture.

What holiday can you see through the window?

Do you like it?



## Task 2. New words

Look at the pictures. Do you know any of these words?  
Let's read and match the words with the pictures.




a)




b)



c)



d)



e)



f)



g)



h)






i)

1. garland
2. Christmas ball
3. gingerbread
4. stocking
5. fir tree
6. wrapping paper
7. mandarin
8. tinsel
9. star

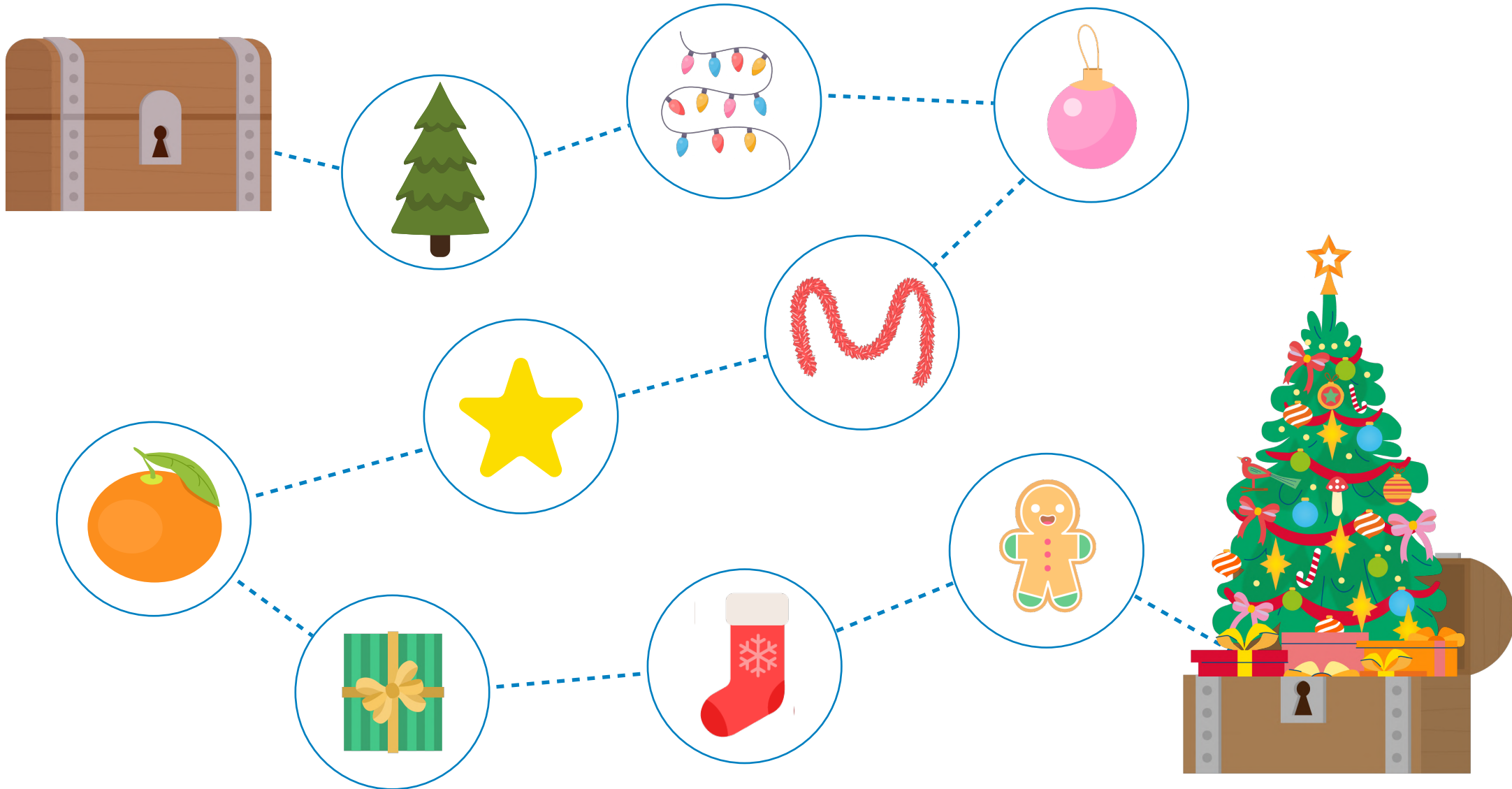
# Task 3. Practice

I circle an object and name it. If it's correct, you repeat the word, if not — you don't say anything. (take turns)



# Task 3.1 Practice

Name all words to open the box.



## Task 4. I wish you

What do you say to people on New Year's Day? Look at the parts of the phrases and match them with their halves.

1. Happy New
2. Happy
3. Merry
4. I wish
5. I wish you all
6. From my home
7. May your wishes

- a) to yours.
- b) come true.
- c) Christmas!
- d) the best.
- e) Holiday!
- f) you...
- g) Year!



# Task 4.1. Practice

Read the sentences and do the task.

- Say your parents what you wish them.
- Call your relatives and congratulate them on New Year's Day.
- Text your friends some nice phrases.
- Congratulate your teacher with a holiday.



# Task 5. Christmas activities

What do people do before Christmas? Look at the pictures and repeat after your teacher.



write a letter  
to Santa



decorate  
Christmas tree



cook  
a cake



call  
grandparents



draw/paint  
a Christmas card



sing Christmas  
carols



hug parents



give  
presents

# Task 5.1. Practice

Match the activities with the pictures.



a)



b)



c)



d)



e)



f)



g)



h)

1. give presents
2. decorate Christmas tree
3. draw/paint a Christmas card
4. cook a cake
5. call grandparents
6. sing Christmas carols
7. write a letter to Santa
8. hug parents

# Task 6. A perfect Christmas Party

Roll the dice and move forwards. Do the tasks to plan your perfect Christmas party!



# Task 7. Christmas Carols

Look at the picture. What are children doing?  
What Christmas songs do you know?  
Choose a song with your teacher and sing.

1. We Wish You A Merry Christmas

2. Jingle Bells

3. Hello, Reindeer

4. Five Little Elves

5. S-A-N-T-A



# Keys

## Task 2

- a) — 5
- b) — 4
- c) — 1
- d) — 8
- e) — 7
- f) — 2
- g) — 6
- h) — 3
- i) — 9

## Task 4

- 1. — g)
- 2. — e)
- 3. — c)
- 4. — f)
- 5. — d)
- 6. — a)
- 7. — b)

Команда Skyteach объединила методистов, опытных преподавателей, профессиональных авторов статей, редакторов и дизайнеров. Вместе мы трудимся над тем, чтобы создавать качественные и доступные материалы для учителей.

Еще больше методики, советов и раздаток для уроков ищите в наших группах в социальных сетях:



Хотите получать дополнительный доход и вести уроки прямо из дома?

[Присоединяйтесь к онлайн-школе Skyeng](#) ❤️

Let's Teach English!